



Beginning PEN & INK

Tips and techniques for
learning to draw in pen and ink

DESARAE LEE






Overlapping

One way to create space in a drawing is by placing some objects behind others. While it may seem rather simple, this technique is a powerful tool for increasing depth and creating a sense of weight in your subject matter.


Using what you've learned about linear perspective (see pages 32-37), try drawing some three-dimensional shapes that overlap.




IN THIS DRAWING, NOTICE HOW OVERLAPPING THE CUSHIONS AND TEAPOTS BEHIND ALICE CREATES A SENSE OF DEPTH.

Atmospheric Perspective

When you look at a mountain range, you may notice that the mountains that are closer to you appear darker and more detailed than the mountains in the distance. This concept of atmospheric perspective makes things that are far away from you look lighter in value with fewer visible details, while things that are close to you appear darker in value and feature crisp details and high contrast. It's called "atmospheric perspective" because the atmosphere—dust, air, water droplets—gets in the way and blocks distant objects.



WHEN YOU ARE CREATING LARGE SPACES IN YOUR DRAWINGS, PAY ATTENTION TO THE DETAIL, VALUE, AND CONTRAST YOU PUT INTO DISTANT OBJECTS.



Mark-Making for Texture

Now it's time for you to try out some textures for yourself. Use the ones from the previous pages, and see if you can make up some of your own as well. I've come up with a few ideas to help you get started






CONTOUR HATCHING

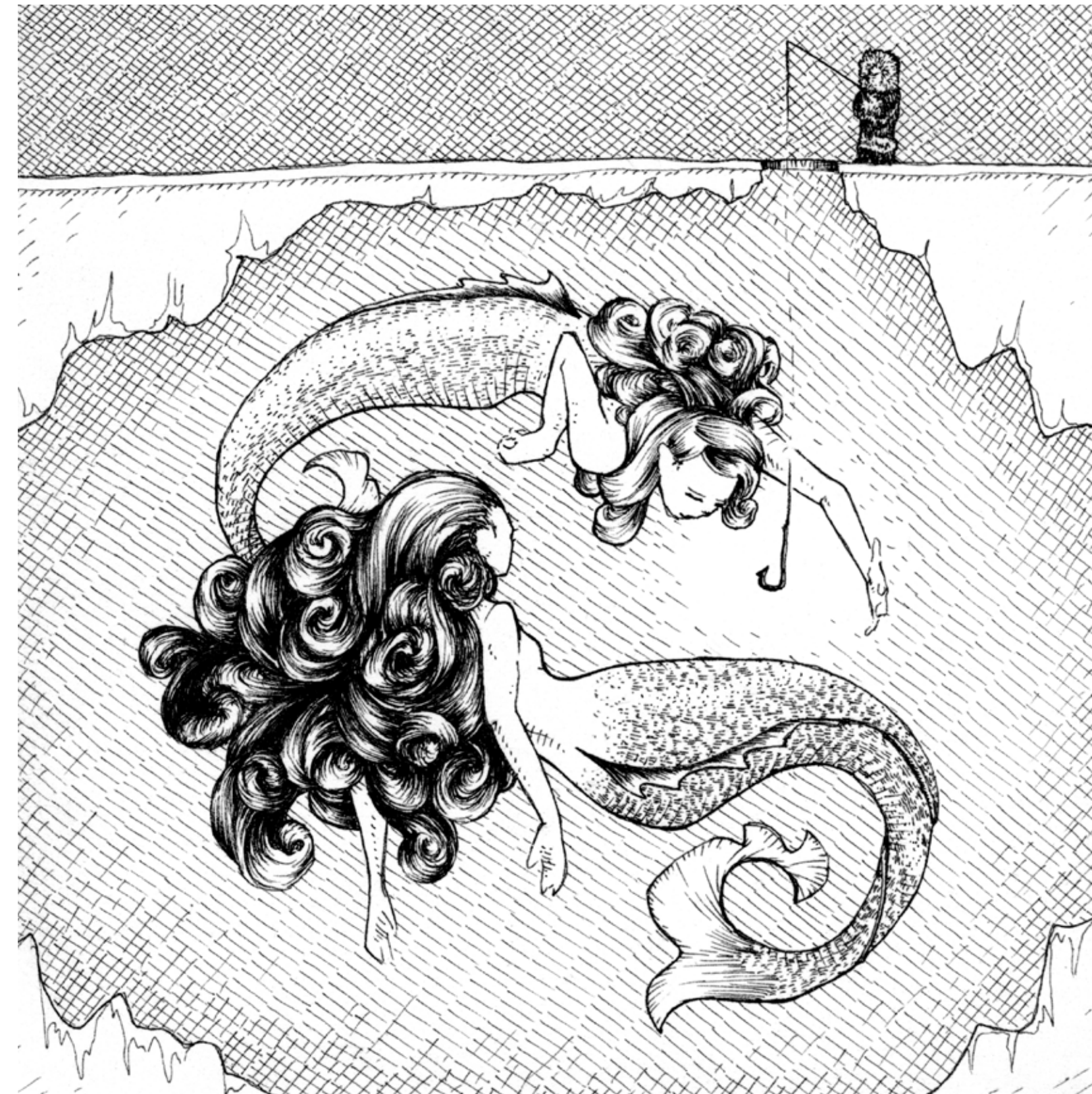

Hatched or crosshatched lines that follow the contour of an object. This creates a smoother texture and brings depth to a drawing.



CONTINUOUS LINES

Long lines that may or may not follow the contour of an object. Continuous lines create a fluid texture.





Notice all the different textures in this piece. Consult pages 54-58, and consider which techniques you can see here.



Creatively Independent

Portfolio: Beginning Pen & Ink

Tips and techniques for learning to draw in pen and ink

Desarae Lee

SALES HANDLE

A must-have resource for any aspiring or advanced artist interested in pen and ink.

DESCRIPTION (UK)

From the beloved and best-selling Portfolio art series by Walter Foster Publishing comes *Portfolio: Beginning Pen & Ink*, a book that invites you to explore this classic art medium in fun and refreshing ways. This comprehensive guide is packed with valuable resources for artists of all skill levels, starting with the basics and ending with intricate, original step-by-step projects that are sure to impress—and inspire! *Portfolio: Beginning Pen & Ink* introduces drawing basics, including **stippling**, **hatching**, and **crosshatching**; how to master the fundamentals of **mark-making** and **line work**; and helpful exercises for **contour drawing**, **gesture drawing**, **perspective**, and more. Chapters on **value**, **tone**, **mood**, **light and shadow**, and **texture** follow, ensuring that artists gain the drawing knowledge they need before working on the step-by-step projects featured in the book. Artists can even learn to add color to their black-and-white art for a fresh, modern take on an age-old art form. Whether you're a new artist looking to try a celebrated art technique, a pen-and-ink enthusiast, a mixed-media master, or a graphite-pencil fan looking to branch out to new mediums, *Portfolio: Beginning Pen & Ink* will teach you everything you need to know about the fundamentals of drawing with pen and ink.

KEY SELLING POINT

Serves as a comprehensive guide to working in pen and ink that will appeal both to aspiring and beginning artists as well as more advanced ones.

Includes step-by-step projects and tutorials, as well as information about the basic tools needed to master this classic art form.


Covers a variety of drawing techniques, including contour and gesture drawing, perspective, texture, value, and much more.

CATALOGUE BODY COPY

Aspiring, beginning, and advanced illustrators will master the classic art of pen and ink with *Portfolio: Pen & Ink*. Everything artists need to know about working with this fun, versatile medium can be found here, including basic tools and materials, drawing fundamentals and techniques, and much more. Artists will learn to create beautiful, intricate artwork with this captivating guide. With its interactive, skill-driven approach to creativity, *Portfolio: Pen & Ink* arms artists with the key concepts and inspiration needed to continue to create well beyond the last page.

AUTHOR BIO

Utah-based artist **Desarae Lee** has exhibited her art at galleries and festivals throughout the United States. She holds a degree in art education from Brigham Young University and has received awards from various art organizations. Desarae co-authored *Artistry: Pen & Ink* and is the author of *Portfolio: Beginning Pen & Ink* (Walter Foster Publishing). Learn more at www.desaraelee.com.



Imprint: Walter Foster Publishing

Pub Date (UK): Mar 07, 2019

Price: \$21.95 USD / \$28.95 CAD / £12.99 GBP exc VAT / £12.99 GBP inc VAT

ISBN-13: 978-1-63322-577-0

Page Trim Size: 8.5 x 11

Format: Trade Paperback

Pages: 128

Word Count: 15000

Audience: General Trade

Age Range: NA

No. and Type of illustrations: 350 color illustrations

Series: Portfolio

BIC Category:

AFF - Drawing & drawings

AFC - Painting & paintings

AGZ - Art techniques & principles